

# 双节距链轮 Double Pitch Sprocket

ISO 1275 208A ANSI 2040/C2040

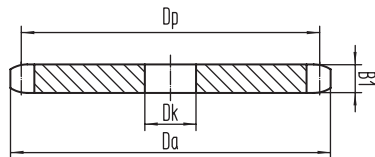
配套链条尺寸 Chain Size

节距 Pitch 25.40mm  
 滚子直径 Roller 7.95mm  
 内节内宽 Internal width 7.85mm

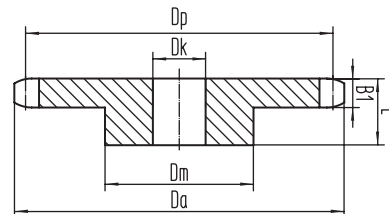
链轮尺寸 Sprocket Size

齿端圆弧R3 Tooth radius 26.00mm  
 圆弧深度C Radius width 2.50mm  
 齿宽B1 Tooth width 7.20mm

■ A型



■ B型



实际齿数 Actual Teeth Number	有效齿数 Effective Teeth Number	节圆径 Pitch Diameter	齿顶圆 Addendum Circle	A型		B型	
				孔径 Bore Diameter	凸台 Boss	孔径 Bore Diameter	总厚度 Aggregate Thickness
Z	Z'	Dp	Da	Dk	dm	Dk	L
11	5.5	46.98	50.9		35	12	25
12	6	50.80	55.0		40	12	25
13	6.5	54.66	59.2		40	12	25
14	7	58.54	63.3		45	12	25
15	7.5	62.45	67.4		45	12	25
16	8	66.37	71.5		50	14	25
17	8.5	70.31	75.6		52	14	28
18	9	74.26	79.7		56	14	28
19	9.5	78.23	83.7		60	14	28
20	10	82.20	87.8		64	14	28
21	10.5	86.17	91.9		68	14	28
22	11	90.16	96.0		70	14	28
23	11.5	94.14	100.0		70	14	28
24	12	98.14	104.1		70	14	28
25	12.5	102.14	108.2		70	14	28
26	13	106.14	112.2		70	14	28
27	13.5	110.14	116.3		70	14	28
28	14	114.15	120.3		70	14	28
29	14.5	118.16	124.4		80	14	28
30	15	122.17	128.5		80	14	28

输送机  
Conveyor Chains

曳引链  
Leaf Chains

传动链  
Driving Chains

键槽和螺纹  
Keyway And Thread

A系列滚子链轮  
Sprocket - A Series

B系列滚子链轮  
Sprocket - B Series

双节距链轮  
Double Pitch Sprocket

双驱链轮  
Double-Drive Sprocket

同步带轮  
Synchronous Pulley

# 双节距链轮 Double Pitch Sprocket

ISO 1275 208AL ANSI 2042/C2042

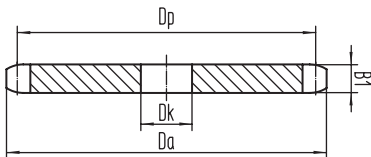
配套链条尺寸 Chain Size

节距 Pitch 25.40mm  
 滚子直径 Roller 15.88mm  
 内节内宽 Internal width 7.85mm

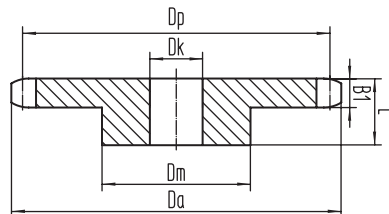
链轮尺寸 Sprocket Size

齿端圆弧R3 Tooth radius 26.00mm  
 圆弧深度C Radius width 2.50mm  
 齿宽B1 Tooth width 7.20mm

■ A 型



■ B 型



实际齿数 Actual Teeth Number	有效齿数 Effective Teeth Number	节圆径 Pitch Diameter	齿顶圆 Addendum Circle	A 型		B 型	
				孔径 Bore Diameter	凸台 Boss	孔径 Bore Diameter	总厚度 Aggregate Thickness
Z	Z'	Dp	Da	Dk	dm	Dk	L
8	4	66.37	76.6		42	14	25
9	4.5	74.26	85.0		50	14	25
10	5	82.20	93.4		55	14	28
11	5.5	90.16	101.7		61	14	28
12	6	98.14	110.0		69	14	28
13	6.5	106.14	118.3		78	14	28
14	7	114.15	126.5		84	14	28
15	7.5	122.17	134.7		92	14	28
16	8	130.20	142.9	14	100	14	28
17	8.5	138.23	151.1	14	100	14	28
18	9	146.27	159.3	14	100	14	28
19	9.5	154.32	167.5	14	100	14	28
20	10	162.37	175.6	16	100	19	30
21	10.5	170.42	183.8	16	110	19	30
22	11	178.48	191.9	16	110	19	30
23	11.5	186.54	200.0	16	110	19	30
24	12	194.60	208.2	16	110	19	30
25	12.5	202.66	216.3	16	110	19	30
26	13	210.72	224.4	16	120	19	30
27	13.5	218.79	232.6	16	120	19	30
28	14	226.86	240.7	16	120	19	30
29	14.5	234.93	248.8	16	120	19	30
30	15	243.00	256.9	16	120	19	30

输送机  
Conveyor Chains

曳引链  
Leaf Chains

传动链  
Driving Chains

键槽和螺纹  
Keyway And Thread

A系列滚子链轮  
Sprocket - A-Series

B系列滚子链轮  
Sprocket - B-Series

双节距链轮  
Double Pitch Sprocket

双驱链轮  
Double-Drive Sprocket

同步带轮  
Synchronous Pulley

## ISO 1275 210A ANSI 2050/C2050

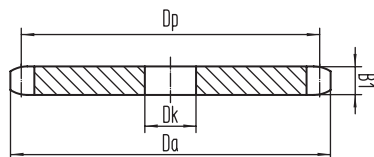
### 配套链条尺寸 Chain Size

节距 Pitch 31.75mm  
 滚子直径 Roller 10.16mm  
 内节内宽 Internal width 9.40mm

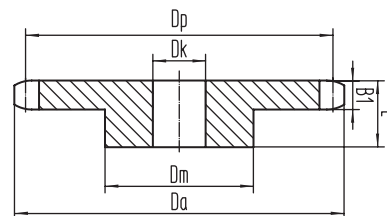
### 链轮尺寸 Sprocket Size

齿端圆弧R3 Tooth radius 32.00mm  
 圆弧深度C Radius width 3.50mm  
 齿宽B1 Tooth width 7.80mm

### A 型



### B 型



实际齿数 Actual Teeth Number	有效齿数 Effective Teeth Number	节圆径 Pitch Diameter	齿顶圆 Addendum Circle	A 型		B 型	
				孔径 Bore Diameter	凸台 Boss	孔径 Bore Diameter	总厚度 Aggregate Thickness
Z	Z'	Dp	Da	Dk	dm	Dk	L
11	5.5	58.73	63.6		37	14	28
12	6	63.50	68.8		42	14	28
13	6.5	68.32	74.0		47	14	28
14	7	73.18	79.1		52	14	28
15	7.5	78.06	84.2		57	14	28
16	8	82.97	89.4		60	14	28
17	8.5	87.89	94.5		60	14	28
18	9	92.83	99.6		70	14	28
19	9.5	97.78	104.7		70	19	28
20	10	102.75	109.8		75	19	28
21	10.5	107.72	114.9		75	19	28
22	11	112.70	120.0		80	19	28
23	11.5	117.68	125.1		80	19	28
24	12	122.67	130.2	16	80	19	32
25	12.5	127.67	135.2	16	80	19	32
26	13	132.67	140.3	16	85	19	32
27	13.5	137.67	145.4	16	85	19	32
28	14	142.68	150.5	16	90	19	32
29	14.5	147.69	155.5	16	90	19	32
30	15	152.71	160.6	16	90	19	32

输送机  
Conveyor Chains

曳引链  
Leaf Chains

传动链  
Driving Chains

键槽和螺纹  
Keyway And Thread

A 系列滚子链轮  
Sprocket - A Series

B 系列滚子链轮  
Sprocket - B Series

双节距链轮  
Double Pitch Sprocket

双驱链轮  
Double-Drive Sprocket

同步带轮  
Synchronous Pulley

# 双节距链轮 Double Pitch Sprocket

## ISO 1275 210AL ANSI 2052/C2052

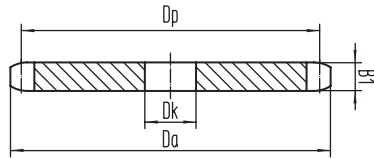
### 配套链条尺寸 Chain Size

节距 Pitch 31.75mm  
 滚子直径 Roller 19.05mm  
 内节内宽 Internal width 9.40mm

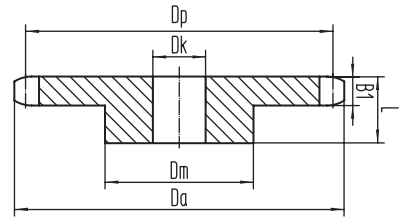
### 链轮尺寸 Sprocket Size

齿端圆弧R3 Tooth radius 32.00mm  
 圆弧深度C Radius width 3.50mm  
 齿宽B1 Tooth width 8.70mm

### A 型



### B 型



实际齿数 Actual Teeth Number	有效齿数 Effective Teeth Number	节圆径 Pitch Diameter	齿顶圆 Addendum Circle	A 型		B 型	
				孔径 Bore Diameter	凸台 Boss	孔径 Bore Diameter	总厚度 Aggregate Thickness
Z	Z'	Dp	Da	Dk	dm	Dk	L
8	4	82.97	95.7		48	14	28
9	4.5	92.83	106.3		58	14	28
10	5	102.75	116.8		69	14	28
11	5.5	112.70	127.2		79	14	28
12	6	122.67	137.5	16	90	19	32
13	6.5	132.67	147.9	16	98	19	32
14	7	142.68	158.2	16	106	19	32
15	7.5	152.71	168.4	16	114	19	32
16	8	162.75	178.7	16	114	19	32
17	8.5	172.79	188.9	16	114	19	32
18	9	182.84	199.1	16	114	19	32
19	9.5	192.90	209.3	16	114	19	32
20	10	202.96	219.5	16	114	19	32
21	10.5	213.03	229.7	16	114	19	32
22	11	223.10	239.9	16	114	19	32
23	11.5	233.17	250.1	16	114	22	32
24	12	243.25	260.2	22	114	22	32
25	12.5	253.32	270.4	22	114	22	32
26	13	263.41	280.5	22	127	22	32
27	13.5	273.49	290.7	22	127	22	32
28	14	283.57	300.8	22	127	22	32
29	14.5	293.66	311.0	22	127	22	32
30	15	303.75	321.1	22	127	22	32

## ISO 1275 212A ANSI 2060/C2060

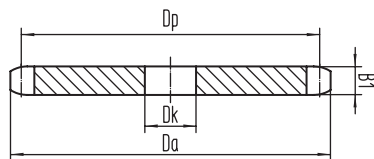
### 配套链条尺寸 Chain Size

节距 Pitch 38.10mm  
 滚子直径 Roller 11.91mm  
 内节内宽 Internal width 12.57mm

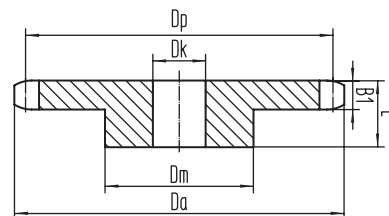
### 链轮尺寸 Sprocket Size

齿端圆弧R3 Tooth radius 38.00mm  
 圆弧深度C Radius width 4.00mm  
 齿宽B1 Tooth width 11.60mm

### A 型



### B 型



实际齿数 Actual Teeth Number	有效齿数 Effective Teeth Number	节圆径 Pitch Diameter	齿顶圆 Addendum Circle	A 型		B 型	
				孔径 Bore Diameter	凸台 Boss	孔径 Bore Diameter	总厚度 Aggregate Thickness
Z	Z'	Dp	Da	Dk	dm	Dk	L
11	5.5	70.47	76.3		46	19	32
12	6	76.20	82.5		52	19	32
13	6.5	81.98	88.7		58	19	32
14	7	87.81	94.9		64	19	32
15	7.5	93.67	101.1		70	19	32
16	8	99.56	107.2		75	19	32
17	8.5	105.47	113.3		80	19	32
18	9	111.40	119.5		80	19	32
19	9.5	117.34	125.6		80	19	32
20	10	123.29	131.7		80	19	32
21	10.5	129.26	137.8		90	19	32
22	11	135.23	143.9		90	19	32
23	11.5	141.22	150.0		90	19	32
24	12	147.21	156.1	18	90	19	32
25	12.5	153.20	162.2	18	90	19	32
26	13	159.20	168.3	18	95	19	32
27	13.5	165.21	174.4	18	95	19	32
28	14	171.22	180.5	18	95	19	32
29	14.5	177.23	186.6	18	95	19	32
30	15	183.25	192.7	18	95	19	32

输送机  
Conveyor Chains

曳引链  
Leaf Chains

传动链  
Driving Chains

键槽和螺纹  
Keyway And Thread

A 系列滚子链轮  
Sprocket - A Series

B 系列滚子链轮  
Sprocket - B Series

双节距链轮  
Double Pitch Sprocket

双驱链轮  
Double-Drive Sprocket

同步带轮  
Synchronous Pulley

# 双节距链轮 Double Pitch Sprocket

## ISO 1275 212AL ANSI 2062/C2062

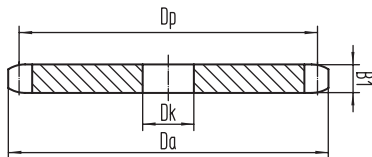
### 配套链条尺寸 Chain Size

节距 Pitch 38.10mm  
 滚子直径 Roller 22.23mm  
 内节内宽 Internal width 12.57mm

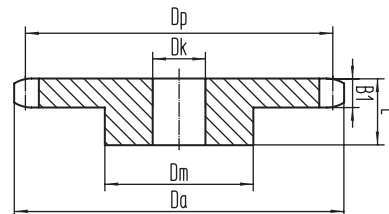
### 链轮尺寸 Sprocket Size

齿端圆弧R3 Tooth radius 38.00mm  
 圆弧深度C Radius width 4.00mm  
 齿宽B1 Tooth width 11.60mm

### A 型



### B 型



实际齿数 Actual Teeth Number	有效齿数 Effective Teeth Number	节圆径 Pitch Diameter	齿顶圆 Addendum Circle	A 型	B 型		
				孔径 Bore Diameter	凸台 Boss	孔径 Bore Diameter	总厚度 Aggregate Thickness
Z	Z'	Dp	Da	Dk	dm	Dk	L
8	4	99.56	114.8		58	19	32
9	4.5	111.40	127.5		70	19	32
10	5	123.29	140.1		80	19	32
11	5.5	135.23	152.6		90	19	32
12	6	147.21	165.1	18	102	19	32
13	6.5	159.20	177.4	18	114	19	32
14	7	171.22	189.8	18	128	19	32
15	7.5	183.25	202.1	18	136	19	32
16	8	195.29	214.4	18	136	19	32
17	8.5	207.35	226.7	22	136	22	32
18	9	219.41	238.9	22	136	22	32
19	9.5	231.48	251.2	22	136	22	32
20	10	243.55	263.4	22	136	22	32
21	10.5	255.63	275.6	22	150	22	32
22	11	267.72	287.9	22	150	22	32
23	11.5	279.80	300.1	22	150	22	32
24	12	291.90	312.3	22	150	22	32
25	12.5	303.99	324.5	22	150	22	32
26	13	316.09	336.6	22	150	22	45
27	13.5	328.19	348.8	22	150	22	45
28	14	340.29	361.0	22	150	22	45
29	14.5	352.39	373.2	22	150	22	45
30	15	364.49	385.4	22	150	22	45

## ISO 1275 216A ANSI 2080/C2080

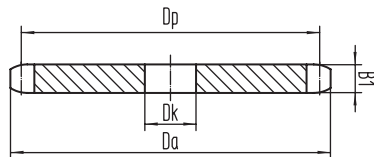
### 配套链条尺寸 Chain Size

节距 Pitch	50.80mm
滚子直径 Roller	15.88mm
内节内宽 Internal width	15.75mm

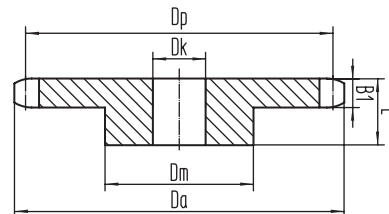
### 链轮尺寸 Sprocket Size

齿端圆弧R3 Tooth radius	51.00mm
圆弧深度C Radius width	4.50mm
齿宽B1 Tooth width	14.60mm

### A 型



### B 型



实际齿数 Actual Teeth Number	有效齿数 Effective Teeth Number	节圆径 Pitch Diameter	齿顶圆 Addendum Circle	A 型		B 型	
				孔径 Bore Diameter	凸台 Boss	孔径 Bore Diameter	总厚度 Aggregate Thickness
Z	Z'	Dp	Da	Dk	dm	Dk	L
11	5.5	93.96	101.7		75	25	41.5
12	6	101.60	110.0		80	25	41.5
13	6.5	109.31	118.3		80	25	38.1
14	7	117.08	126.5		80	25	38.1
15	7.5	124.90	134.7		90	25	38.1
16	8	132.75	142.9		100	25	38.1
17	8.5	140.63	151.1	22	110	25	38.1
18	9	148.53	159.3	22	110	25	38.1
19	9.5	156.45	167.5	22	110	25	38.1
20	10	164.39	175.6	22	110	25	38.1
21	10.5	172.35	183.8	22	110	25	44.5
22	11	180.31	191.9	22	110	25	44.5
23	11.5	188.29	200.0	22	110	25	44.5
24	12	196.28	208.2	22	110	25	44.5
25	12.5	204.27	216.3	22	110	25	44.5
26	13	212.27	224.4	30	120	30	50.8
27	13.5	220.28	232.6	30	120	30	50.8
28	14	228.29	240.7	30	120	30	50.8
29	14.5	236.31	248.8	30	120	30	50.8
30	15	244.33	256.9	30	120	30	50.8

输送机  
Conveyor Chains

曳引链  
Leaf Chains

传动链  
Driving Chains

键槽和螺纹  
Keyway And Thread

A 系列滚子链轮  
Sprocket - A Series

B 系列滚子链轮  
Sprocket - B Series

双节距链轮  
Double Pitch Sprocket

双驱动链轮  
Double-Drive Sprocket

同步带轮  
Synchronous Pulley

# 双节距链轮 Double Pitch Sprocket

## ISO 1275 216AL ANSI 2082/C2082

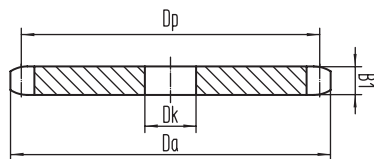
### 配套链条尺寸 Chain Size

节距 Pitch	50.80mm
滚子直径 Roller	22.58mm
内节内宽 Internal width	15.75mm

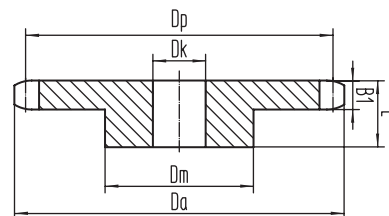
### 链轮尺寸 Sprocket Size

齿端圆弧R3 Tooth radius	51.00mm
圆弧深度C Radius width	4.50mm
齿宽B1 Tooth width	14.60mm

### A 型



### B 型



实际齿数 Actual Teeth Number	有效齿数 Effective Teeth Number	节圆径 Pitch Diameter	齿顶圆 Addendum Circle	A 型		B 型	
				孔径 Bore Diameter	凸台 Boss	孔径 Bore Diameter	总厚度 Aggregate Thickness
Z	Z'	Dp	Da	Dk	dm	Dk	L
8	4	132.75	153.1		100	25	45
9	4.5	148.53	170.1		110	25	45
10	5	164.39	186.8		110	25	45
11	5.5	180.31	203.5	22	110	25	45
12	6	196.28	220.1	22	110	25	45
13	6.5	212.27	236.6	30	120	30	50.8
14	7	228.29	253.1	30	120	30	50.8
15	7.5	244.33	269.5	30	120	30	50.8
16	8	260.39	285.9	30	120	30	50.8
17	8.5	276.46	302.2	30	120	30	50.8
18	9	292.55	318.6	30	120	30	50.8
19	9.5	308.64	334.9	30	120	30	50.8
20	10	324.74	351.2	30	120	30	50.8
21	10.5	340.84	367.5	30	120	30	50.8
22	11	356.96	383.8	30	120	30	50.8
23	11.5	373.07	400.1	30	120	30	50.8
24	12	389.19	416.3	30	120	30	50.8
25	12.5	405.32	432.6	30	120	30	50.8
26	13	421.45	448.9	30	130	30	50.8
27	13.5	437.58	465.1	30	130	30	50.8
28	14	453.72	481.3	30	130	30	50.8
29	14.5	469.85	497.6	30	130	30	50.8
30	15	485.99	513.8	30	130	30	50.8